



Math Virtual Lesson

Early Education
Number Operations

April 10, 2020



Pre-K Math
Lesson: 04/10/2020


Learning Target:

Students will be able to identify which number is less.

Let's Get Started:

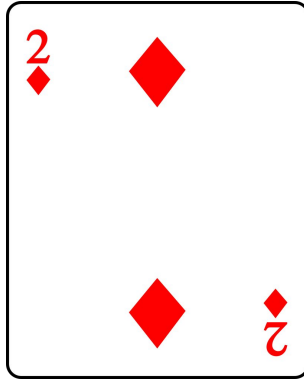
Watch Video: [Count to 10 with Jack Hartman](#)

Practice:
Count the number on the cards
Which card is the least?




How many are
there?

10



How many are
there?

2



How many are
there?

6

Activity:

Top It

Materials needed: Playing cards

1. Remove all face cards.
2. Split the cards in half and give to players face down.
3. Each player flips over top card.
4. Have your child identify both card numbers (either by numeral recognition or counting).
5. The person who has the card that has **the least** takes both cards and puts it on the bottom of their deck.
6. Repeat until someone runs out of cards.

Watch Video: [How to play Top It with a twist](#)

Another Way To Play:

Top It

If your child is easily identifying which number is less, start having each player draw 2 cards. Have your child count and subtract the largest number from the smallest number of the 2 cards they drew together and identify which is less compared to your 2 cards.

Start with using only number cards 5 and below and gradually add larger numbers to the playing deck as your child advances.